

AZ733W

DPST MINIATURE POWER RELAY

FEATURES

- Dielectric strength 5000 Vrms
- 1.5 mm contact gap
- Epoxy sealed version available
- 10 Amp switching — double pole contacts
- Isolation spacing greater than 8 mm
- UL Class B insulation system
- UL, CUR file E44211
- TÜV file R50052659



CONTACTS

Arrangement	DPST (2 Form A)
Ratings	Resistive load: Max. switched power: 300 W or 2500 VA Max. switched current: 10 A Max. switched voltage: 150 VDC* or 400 VAC *Note: If switching voltage is greater than 30 VDC, special precautions must be taken. Please contact the factory.
Rated Load UL, CUR TÜV	10 A at 250 VAC General use, 100k cycles [1][2][3] TV-3 at 125 VAC [1] 10 A at 30 VDC, 250 VAC resistive, 100k cycles [1] [2][3] [1] Silver cadmium oxide [2] Silver tin oxide [3] Silver nickel
Material	Silver cadmium oxide, silver tin oxide or silver nickel, Gold plating available
Resistance	< 50 milliohms initially (24 V, 1 A voltage drop method)

GENERAL DATA

Life Expectancy Mechanical Electrical	Minimum operations 5 x 10 ⁵ 1 x 10 ⁵ at 10 A 240 VAC Res.
Operate Time (Typical)	10 ms at nominal coil voltage
Release Time (Typical)	4 ms at nominal coil voltage (with no coil suppression)
Dielectric Strength (at sea level for 1 min.)	5000 Vrms contact to coil 3000 Vrms between open contacts 3000 Vrms between contact sets
Insulation Resistance	1000 megohms min. at 20°C, 500 VDC, 50% RH
Dropout	Greater than 10% of nominal coil voltage
Ambient Temperature Operating Storage	at nominal coil voltage -40°C (-40°F) to 80°C (176°F) -40°C (-40°F) to 130°C (266°F)
Vibration	0.062" DA at 10–55 Hz
Shock	10 g
Enclosure	P.B.T. polyester
Terminals	Tinned copper alloy, P.C.
Max. Solder Temp.	270°C (518°F)
Max. Solder Time	5 seconds
Max. Solvent Temp.	80°C (176°F)
Max. Immersion Time	30 seconds
Weight	18 grams

COIL

Power At Pickup Voltage (typical)	450 mW
Max. Continuous Dissipation Temperature Rise	2.0 W at 20°C (68°F) ambient 40°C (83°F) at nominal coil voltage
Temperature	Max. 130°C (266°F)

NOTES

1. All values at 20°C (68°F).
2. Relay may pull in with less than "Must Operate" value.
3. Specifications subject to change without notice.



AMERICAN ZETTLER, INC.

www.azettler.com

75 COLUMBIA • ALISO VIEJO, CA 92656 • PHONE: (949) 831-5000 • FAX: (949) 831-8642 • E-MAIL: SALES@AZETTLER.COM

AZ733W

RELAY ORDERING DATA

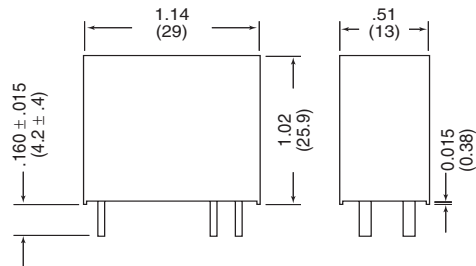
COIL SPECIFICATIONS				ORDER NUMBER*	
Nominal Coil VDC	Must Operate VDC	Max. Continuous VDC	Coil Resistance	Unsealed	Sealed
3	2.25	4.7	11.3 $\pm 10\%$	AZ733W-2A-3D	AZ733W-2A-3DE
5	3.8	7.9	31 $\pm 10\%$	AZ733W-2A-5D	AZ733W-2A-5DE
6	4.5	9.5	45 $\pm 10\%$	AZ733W-2A-6D	AZ733W-2A-6DE
9	6.8	14.2	101 $\pm 10\%$	AZ733W-2A-9D	AZ733W-2A-9DE
12	9.0	18.9	180 $\pm 10\%$	AZ733W-2A-12D	AZ733W-2A-12DE
18	13.5	28.4	405 $\pm 10\%$	AZ733W-2A-18D	AZ733W-2A-18DE
24	18.0	37.9	720 $\pm 15\%$	AZ733W-2A-24D	AZ733W-2A-24DE
30	22.5	47.3	1125 $\pm 15\%$	AZ733W-2A-30D	AZ733W-2A-30DE
48	36.0	75.9	2,880 $\pm 15\%$	AZ733W-2A-48D	AZ733W-2A-48DE
60	45.0	94.8	4,500 $\pm 15\%$	AZ733W-2A-60D	AZ733W-2A-60DE

*Add suffix "E" to "2A" for silver tin oxide contacts. Add suffix "B" to "2A" for silver nickel contacts. Add suffix "A" for gold plated contacts.

HARDWARE ORDERING DATA

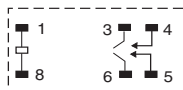
DESCRIPTION	ORDER NUMBER	DESCRIPTION	ORDER NUMBER
Socket	ST484-U1	Retainer	ST482-2

MECHANICAL DATA

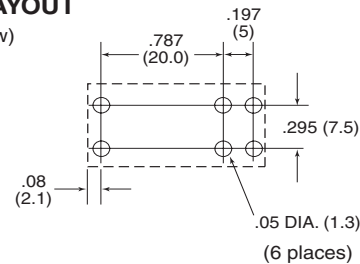


Terminal No.	Dimensions Tol.: ± 0.005 (0.13)
1,4,5,8	0.018 (0.457) x 0.038 (0.965)
3,6	0.011 (0.279) x 0.038 (0.965)

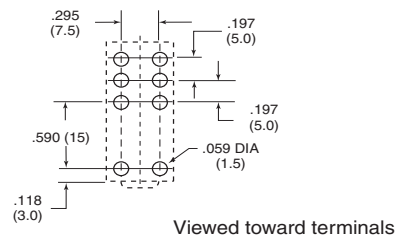
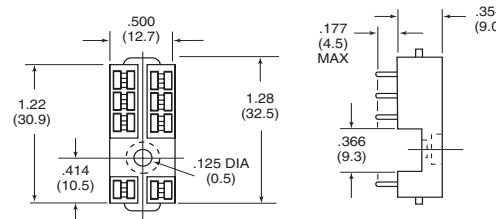
WIRING DIAGRAM (Bottom View)



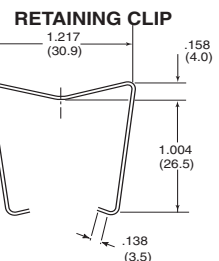
PC BOARD LAYOUT (Bottom View)



ST484-U1 HARDWARE



Viewed toward terminals



ST482-2

Dimensions in inches with metric equivalents in parentheses. Tolerance: $\pm .010$ "



AMERICAN ZETTLER, INC.

www.azettler.com

75 COLUMBIA • ALISO VIEJO, CA 92656 • PHONE: (949) 831-5000 • FAX: (949) 831-8642 • E-MAIL: SALES@AZETTLER.COM

1/24/06W